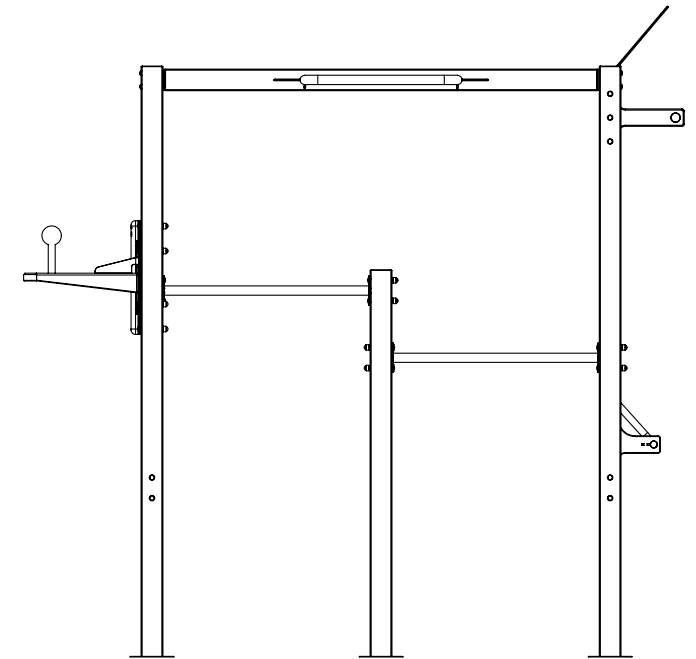






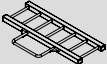


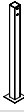




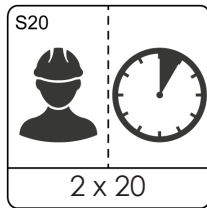


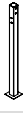
















CC

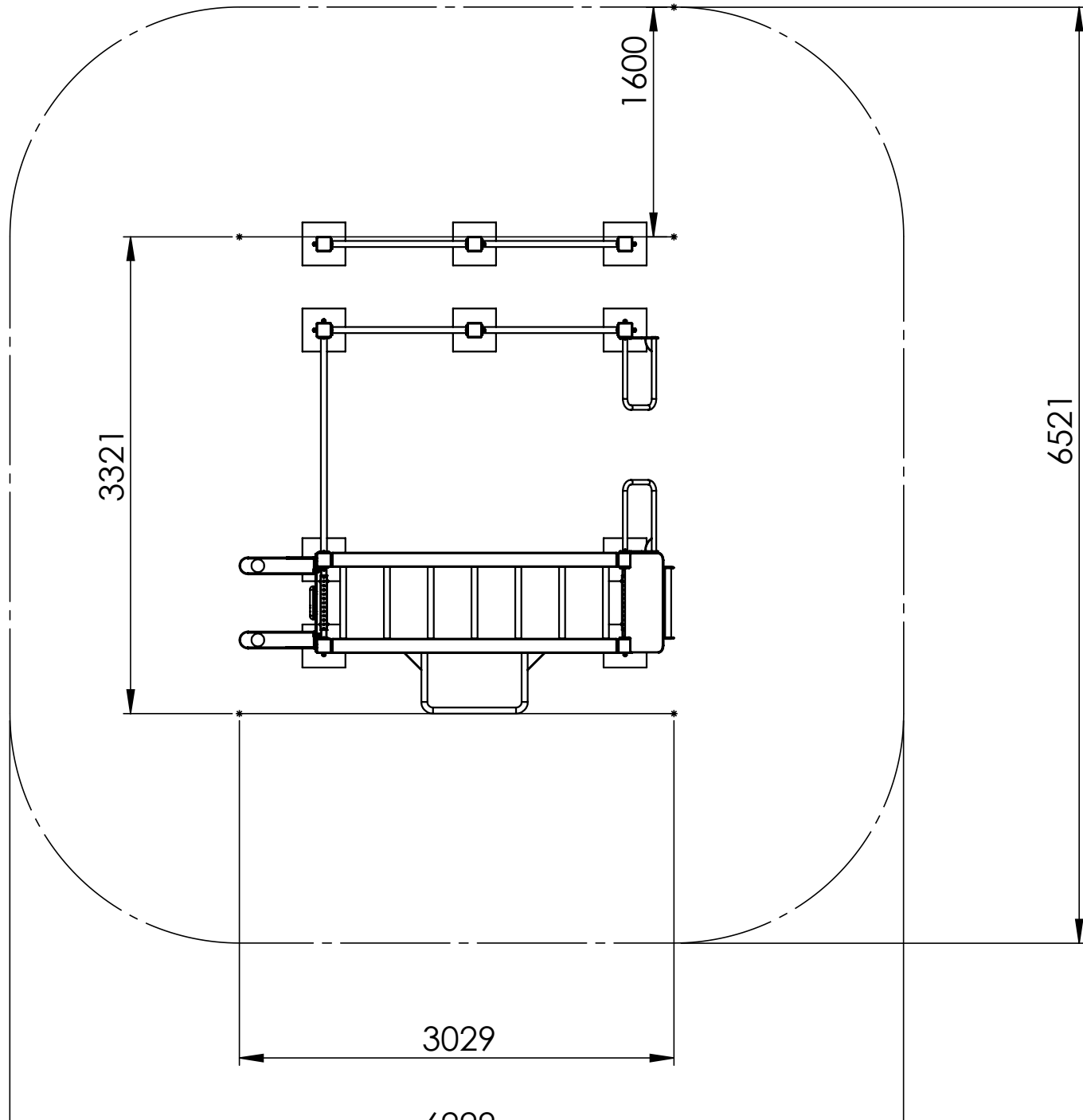
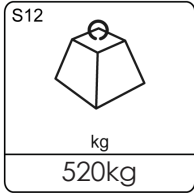
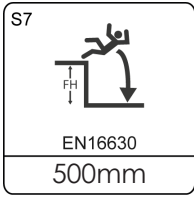


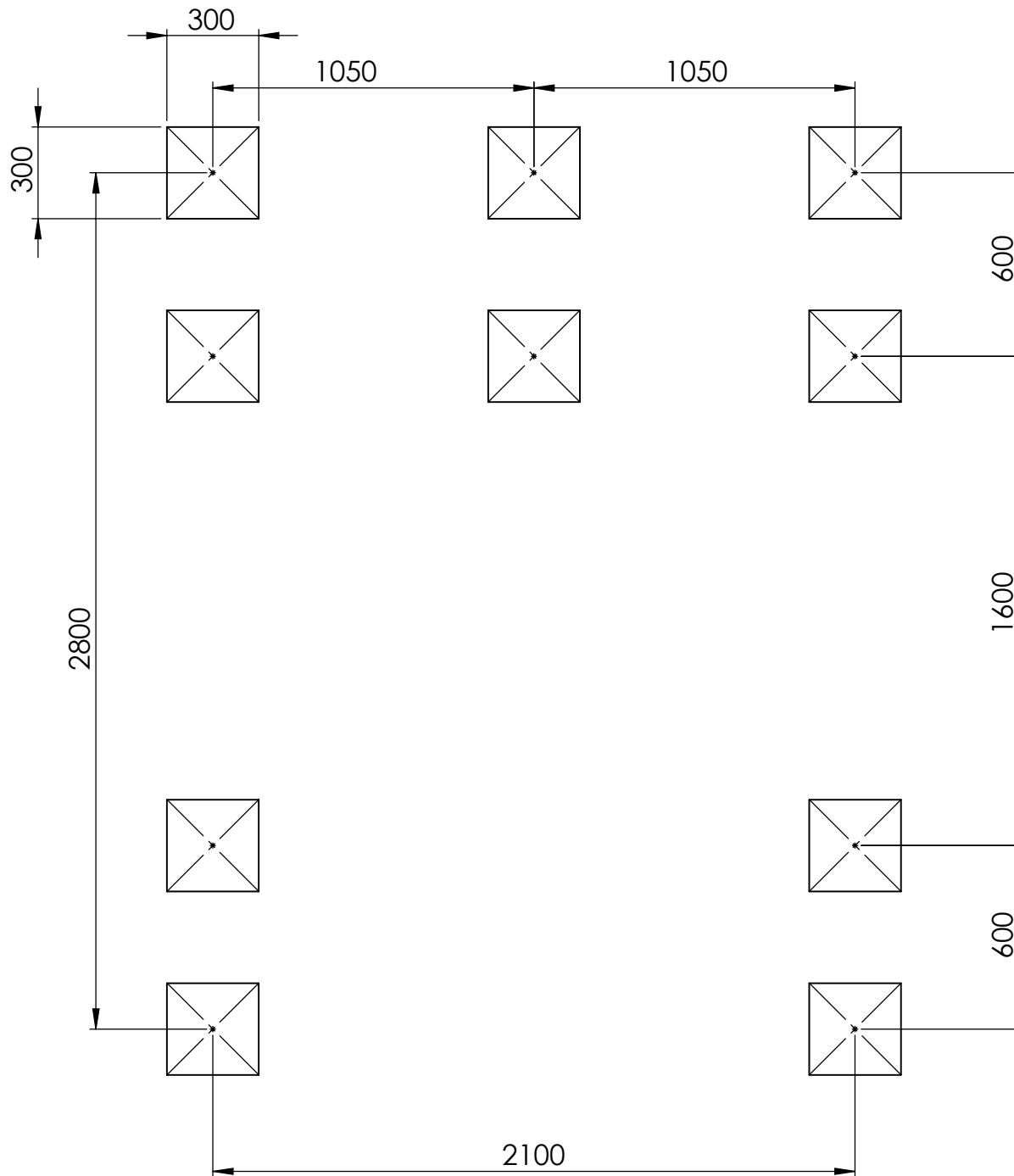
1	Active Rig		1x	3000 x 3350 x 2450	520kg
2	MTGO416-01-E		1x	2726 x 200 x 200	-kg
3	MTGO416-02-E		1x	2726 x 200 x 200	-kg
4	MTGO416-17-E		2x	500 x 130 x 55	-kg
5	MTGO416-07-E		1x	2726 x 200 x 200	-kg
6	MTGO416-22-E		1x	2726 x 200 x 200	-kg
7	MTGO416-19-A		1x	2000 x 1122 x 100	-kg
8	MTGO416-16-E		1x	706 x 380 x 694	-kg
9	MTGO416-03-E		1x	1466 x 200 x 200	-kg
10	MTGO416-04-E		1x	1466 x 200 x 200	-kg
11	MTGO416-11-E		1x	506 x 444 x 270	-kg
12	MTGO416-15-E		1x	506 x 444 x 270	-kg




13	MTGO416-05-E		2x	1786 x 200 x 200	-kg
14	MTGO416-12-E		4x	950 x 135 x 70	-kg
15	MTGO416-21-E		1x	1786 x 200 x 200	-kg
16	MTGO416-06-E		1x	1786 x 200 x 200	-kg
17	MTGO416-23-E		1x	1500 x 135 x 70	-kg
18	MTGO416-14-01-E		1x	680 x 524 x 10	-kg
19	MTGO834-01-01-C		1x	529 x 340 x 528	-kg
20	MTGO834-02-01-C		1x	529 x 340 x 528	-kg
			x		kg

21	Manufacturing Label Active Rig		1x	80 x 4 x 50	-kg
22	120mm Carriage Bolts		8x	30 x 120 x 30	-kg
23	A4 Washer		54x	24 x 24 x 2.5	-kg
24	Nylock Nut		54x	12 x 20 x 22	-kg
25	M12 Nut Cap		54x	21 x 25 x 25	-kg
26	Socket Button Screw		8x	20 x 120 x 20	-kg
27	130mm Carriage Bolts		42x	30 x 130 x 30	-kg
28	A4 Security Torx Countersunk Screw		4x	18 x 30 x 18	-kg
29	MTGO416-14-01-E		1x	18 x 30 x 18	.kg






S15




L x W x H (m)
3.32 x 3.03 x 2.5

S12




kg
520kg

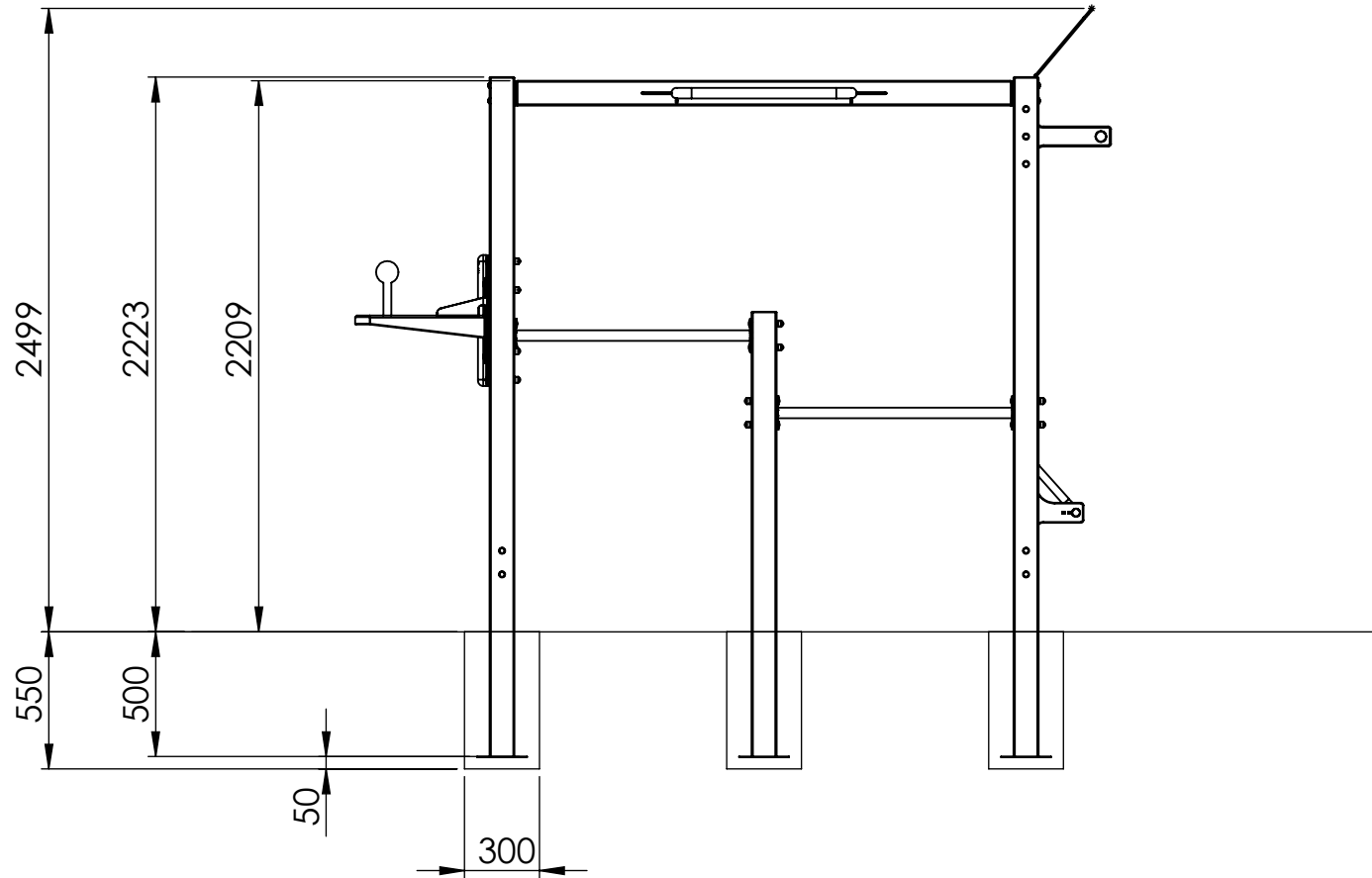
S13




m³
0.9



m²
10 x 10




S15




L x W x H (m)
3.32 x 3.03 x 2.5

S12




kg
520kg

S13



m³
0.9



m²
10 x 10

